


Mini Schedule

Assembly & Usage Instructions

Your Mini Schedule includes:



- 1 - Mini Schedule with “finished box”
- 1 x 260mm Hook Fastener

** Mini Schedule Board may vary in color. Images are sold separately.*



Assembly Instructions:

- Construct the “finished” box on the schedule.
- Adhere the 260mm piece of hook fastener vertically.



PYRAMID
EDUCATIONAL
CONSULTANTS

Mini Schedule

Usage Instructions:

Following a schedule is a life-long skill involving transitioning independently from activity to activity across the day. Your student should learn that upon arriving at school, work, or home, he immediately goes to his schedule to find the first activity. He should participate in that activity, and then independently return to the schedule to determine what's next. In order for this independence to develop, we must teach the student the sequence of steps involved in schedule follow:

1. Go to schedule
2. Check top or left picture
3. Go to activity area
4. Complete activity
5. At end of activity, return to schedule
6. Place "current activity" picture in "finished" box
7. Repeat Steps 2-6 for each activity/symbol

Because this is a sequential lesson, we use physical prompting from behind in a backward chaining format. This means that we prompt the student through the steps and that the first skill mastered is the last step in the chain. If the student makes errors, we use a backstep error correction strategy which involves taking the student back in the sequence to the last step he performed correctly and prompting through the error step in order to complete the sequence.

*The versatile **Mini Schedule** can be used in a variety of ways. It can be mounted on a wall, room divider, work cubicle, or a desk. Alternatively, it can be folded in half and carried from activity to activity (and room to room). It can represent an entire day or be used as a specific activity schedule to represent the tasks of a particular event such as cleaning, a morning getting-ready-for school routine, or cooking activity.*

*For more information on teaching Schedule following read ***The Picture Exchange Communication System® Training Manual, 3rd Edition*** (Frost & Bondy, 2024).